

OVERLOAD RELAY 11...16 A FOR MOTOR PROTECTION SZ S00,
CLASS 10, STAND-ALONE INSTALLATION MAIN CIRCUIT:
SPRING TERMINAL AUX. CIRCUIT: SPRING TERMINAL MANUAL-
AUTOMATIC-RESET



Product brand name	SIRIUS
Product designation	thermal overload relay
Product type designation	3RU2
General technical data	
Size of overload relay	S00
Size of contactor can be combined company-specific	S00
Power loss [W] total typical	6.3 W
Insulation voltage with degree of pollution 3 rated value	690 V
Surge voltage resistance rated value	6 kV
maximum permissible voltage for safe isolation	
<ul style="list-style-type: none"> • in networks with grounded star point between auxiliary and auxiliary circuit 	440 V
<ul style="list-style-type: none"> • in networks with grounded star point between auxiliary and auxiliary circuit 	440 V
<ul style="list-style-type: none"> • in networks with grounded star point between main and auxiliary circuit 	440 V
<ul style="list-style-type: none"> • in networks with grounded star point between main and auxiliary circuit 	440 V
Protection class IP	

<ul style="list-style-type: none"> • on the front • of the terminal 	IP20
Type of protection	Ex e
Protection against electrical shock	finger-safe
Equipment marking acc. to DIN EN 81346-2	F

Ambient conditions

Ambient temperature	
<ul style="list-style-type: none"> • during operation • during storage • during transport 	-40 ... +70 °C -55 ... +80 °C -55 ... +80 °C
Temperature compensation	-40 ... +60 °C

Main circuit

Number of poles for main current circuit	3
Adjustable pick-up value current of the current-dependent overload release	11 ... 16 A
Operating voltage	
<ul style="list-style-type: none"> • rated value • at AC-3 rated value maximum 	690 V 690 V
Operating frequency rated value	50 ... 60 Hz
Operating current rated value	16 A
Operating power at AC-3	
<ul style="list-style-type: none"> • at 400 V rated value • at 500 V rated value • at 690 V rated value 	7.5 kW 7.5 kW 11 kW

Auxiliary circuit

Design of the auxiliary switch	integrated
Number of NC contacts	
<ul style="list-style-type: none"> • for auxiliary contacts — Note 	1 for contactor disconnection
Number of NO contacts	
<ul style="list-style-type: none"> • for auxiliary contacts — Note 	1 for message "Tripped"
Number of CO contacts	
<ul style="list-style-type: none"> • for auxiliary contacts 	0
Operating current of auxiliary contacts at AC-15	
<ul style="list-style-type: none"> • at 24 V • at 110 V • at 120 V • at 125 V • at 230 V • at 400 V 	3 A 3 A 3 A 3 A 2 A 1 A

Operating current of auxiliary contacts at DC-13	
• at 24 V	2 A
• at 110 V	0.22 A
• at 125 V	0.22 A
• at 220 V	0.11 A
Contact rating of auxiliary contacts according to UL	B600 / R300

Protective and monitoring functions

Trip class	CLASS 10
Design of the overload release	thermal

UL/CSA ratings

Full-load current (FLA) for three-phase AC motor	
• at 480 V rated value	16 A
• at 600 V rated value	16 A

Installation/ mounting/ dimensions

Mounting position	any
Mounting type	stand-alone installation
Height	102 mm
Width	45 mm
Depth	79 mm
Required spacing	
• with side-by-side mounting	
— forwards	0 mm
— Backwards	0 mm
— upwards	6 mm
— downwards	6 mm
— at the side	6 mm
• for grounded parts	
— forwards	0 mm
— Backwards	0 mm
— upwards	6 mm
— at the side	6 mm
— downwards	6 mm
• for live parts	
— forwards	0 mm
— Backwards	0 mm
— upwards	6 mm
— downwards	6 mm
— at the side	6 mm

Connections/Terminals

Product function	
-------------------------	--

<ul style="list-style-type: none"> removable terminal for auxiliary and control circuit 	No
Type of electrical connection <ul style="list-style-type: none"> for main current circuit for auxiliary and control current circuit 	spring-loaded terminals spring-loaded terminals
Arrangement of electrical connectors for main current circuit	Top and bottom
Type of connectable conductor cross-sections <ul style="list-style-type: none"> for main contacts <ul style="list-style-type: none"> single or multi-stranded finely stranded with core end processing finely stranded without core end processing at AWG conductors for main contacts 	1x (0,5 ... 4 mm ²) 1x (0.5 ... 2.5 mm ²) 1x (0.5 ... 2.5 mm ²) 1x (20 ... 12)
Type of connectable conductor cross-sections <ul style="list-style-type: none"> for auxiliary contacts <ul style="list-style-type: none"> single or multi-stranded finely stranded with core end processing finely stranded without core end processing at AWG conductors for auxiliary contacts 	2x (0,5 ... 2,5 mm ²) 2x (0.5 ... 1.5 mm ²), 2x (0.75 ... 2.5 mm ²) 2x (0.5 ... 1.5 mm ²) 2x (20 ... 14)
Design of screwdriver shaft	Diameter 3 mm

Safety related data

Failure rate [FIT] <ul style="list-style-type: none"> with low demand rate acc. to SN 31920 	50 FIT
MTTF with high demand rate	2 280 y
T1 value for proof test interval or service life acc. to IEC 61508	20 y

Display

Display version <ul style="list-style-type: none"> for switching status 	Slide switch
---	--------------

Certificates/approvals

General Product Approval	For use in hazardous locations
--------------------------	--------------------------------



Declaration of Conformity	Test Certificates	Marine / Shipping
---------------------------	-------------------	-------------------



[Type Test Certificates/Test Report](#)

[Special Test Certificate](#)



Marine / Shipping	other
-------------------	-------



[Environmental Confirmations](#)

[Confirmation](#)

Railway

[Vibration and Shock](#)

Further information

Information- and Downloadcenter (Catalogs, Brochures,...)

<http://www.siemens.com/industrial-controls/catalogs>

Industry Mall (Online ordering system)

<https://mall.industry.siemens.com/mall/en/en/Catalog/product?mlfb=3RU2116-4AC1>

Cax online generator

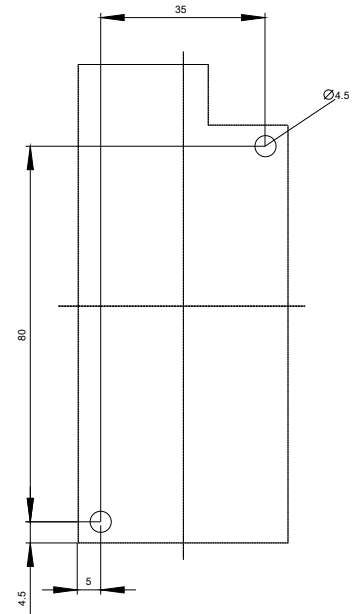
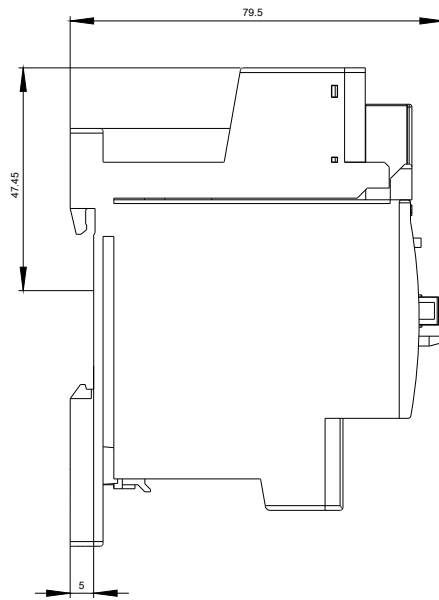
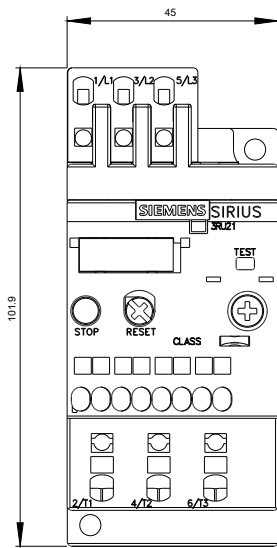
<http://support.automation.siemens.com/WW/CAXorder/default.aspx?lang=en&mlfb=3RU2116-4AC1>

Service&Support (Manuals, Certificates, Characteristics, FAQs,...)

<https://support.industry.siemens.com/cs/ww/en/ps/3RU2116-4AC1>

Image database (product images, 2D dimension drawings, 3D models, device circuit diagrams, EPLAN macros, ...)

http://www.automation.siemens.com/bilddb/cax_de.aspx?mlfb=3RU2116-4AC1&lang=en







last modified:

07/17/2017